



Rutland City Police Department

Volume 1 Number 3

August 26th, 2025

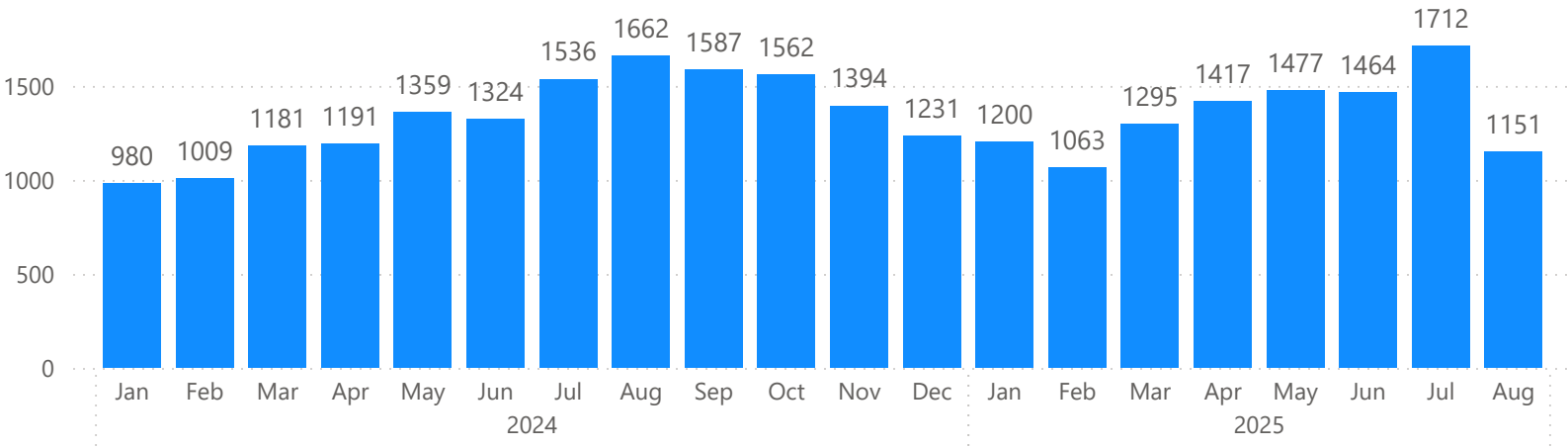


Incident Volume Trend

YTD Comparative

Year	Y.T.D.	Amount Change	% Change
2025	10779	1090	11.25%
2024	9689	795	8.94%
2023	8894	1238	16.17%
2022	7656		

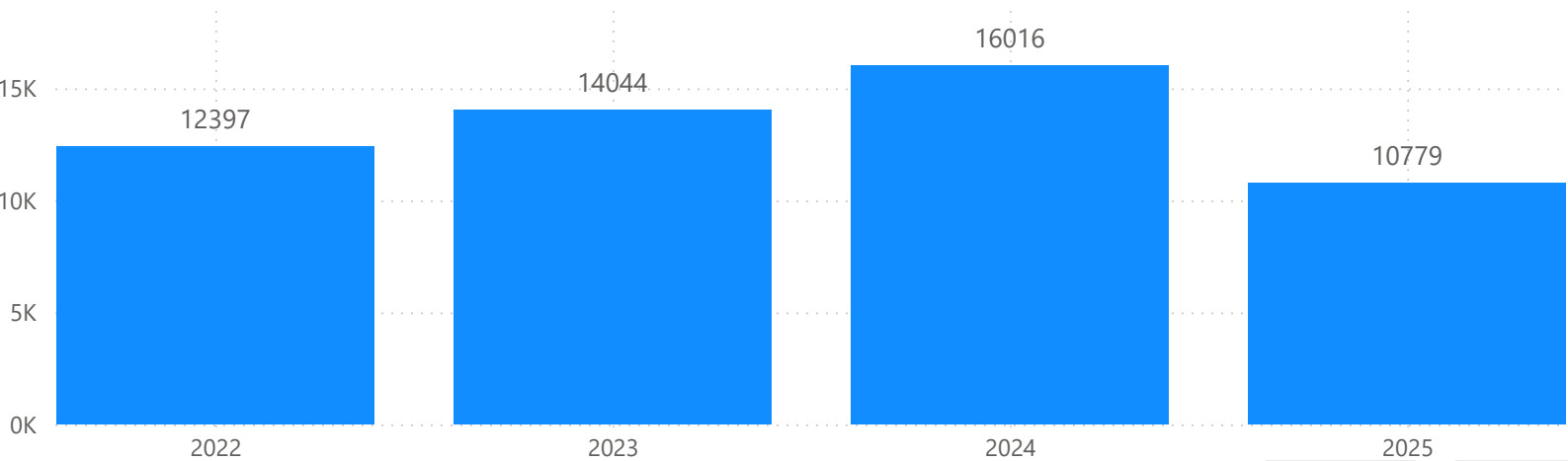
Incidents 2024 / 2025 (YTD)



Historical Perspective

Year	Total	Amount Change	% Change
2025	10779	-5237	-32.7%
2024	16016	1972	14.0%
2023	14044	1647	13.3%
2022	12397		

Year to Year Comparison



The presented figures are provisional and may be subject to subsequent review and adjustment.



Rutland City Police Department

Volume 1 Number 3

August 26th, 2025



Call Type - Call Type Complaints

Call Type	<u>Week To Date</u>			<u>Past 28 Days</u>			<u>Year-to-Date</u>			<u>2 Year</u>
	2025	2024	% Change	2025	2024	% Change	2025	2024	% Change	% Change
Homicide	0	0	0.0%	0	0	0.0%	1	0		0.0%
Robbery	0	0	0.0%	0	0	0.0%	6	4	50.0%	100.0%
Aggravated Assault	0	0	0.0%	0	0	0.0%	2	5	-60.0%	-50.0%
Assault - Domestic	2	1	100.0%	9	5	80.0%	47	25	88.0%	104.3%
Assault with a knife	0	0	0.0%	2	0		5	5	0.0%	150.0%
Assault with a Firearm	0	0	0.0%	0	0	0.0%	0	0	0.0%	0.0%
Assault	0	1	-100.0%	12	11	9.1%	108	98	10.2%	-7.7%
Burglary	0	0	0.0%	6	6	0.0%	38	46	-17.4%	-41.5%
Larceny - Automobile	1	1	0.0%	9	2	350.0%	29	50	-42.0%	-48.2%
Larceny - From Building	3	1	200.0%	18	22	-18.2%	108	115	-6.1%	14.9%
Larceny - From Person	0	1	-100.0%	6	7	-14.3%	40	35	14.3%	-25.9%
Larceny - From Vehicle	1	0		9	11	-18.2%	75	67	11.9%	-49.3%
Larceny - Retail Theft	4	4	0.0%	26	21	23.8%	248	242	2.5%	-10.8%
Crash - Fatal	0	0	0.0%	0	0	0.0%	0	0	0.0%	0.0%
Crash - Injury	0	0	0.0%	9	4	125.0%	33	46	-28.3%	-15.4%
Crash - LSA	1	1	0.0%	8	13	-38.5%	87	87	0.0%	35.9%
Drug Complaint	5	2	150.0%	11	9	22.2%	108	76	42.1%	116.0%
Suspicious	26	17	52.9%	170	173	-1.7%	1235	1277	-3.3%	41.6%
Total	43	29	48.3%	295	284	3.9%	2170	2178	-0.4%	16.0%

The presented figures are provisional and may be subject to subsequent review and adjustment.

Not all Call Types are represented in this chart. Call Type and Crime Type are based on separate classification systems and do not directly correspond.

All ▾

All ▾



Rutland City Police Department

Volume 1 Number 3

August 26th, 2025



Violations

Crime Type	Week To Date			Past 28 Days			Year-to-Date			2 Year
	2025	2024	% Change	2025	2024	% Change	2025	2024	% Change	% Change
Murder	0	0	0.0%	0	0	0.0%	1	0		0.0%
Rape	0	0	0.0%	0	0	0.0%	1	1	0.0%	0.0%
Robbery	0	0	0.0%	0	1	-100.0%	5	4	25.0%	150.0%
Aggravated Assault	1	4	-75.0%	6	8	-25.0%	39	39	0.0%	-31.6%
Burglary	0	0	0.0%	1	2	-50.0%	18	18	0.0%	-40.0%
Larceny - Automobile	0	0	0.0%	3	0		9	16	-43.8%	-10.0%
Larceny - Retail Thefts	1	9	-88.9%	14	12	16.7%	143	156	-8.3%	-17.8%
Larceny - From Vehicle	0	8	-100.0%	3	4	-25.0%	51	46	10.9%	-46.3%
Drug Related Offenses	0	2	-100.0%	1	4	-75.0%	26	21	23.8%	0.0%
Total	2	23	-91.3%	28	31	-9.7%	293	301	-2.7%	-26.0%

These preliminary figures are for situational awareness and trend purposes only. They are not official RCPD statistics, are subject to revision, and may not reconcile with other sources due to classification differences, evolving boundaries, and reporting methods. Not UCR or 'crime rate' numbers, they detail all violations within reported cases, [attempted & committed](#). Accuracy is influenced by data processing, query timing, and potential for initial underreporting due to pending case finalization. - Call Type and Crime Type are based on separate classification systems and do not directly correspond

Attempted - A

Committed - C

All



All





Rutland City Police Department

Volume 1 Number 3

August 26th, 2025

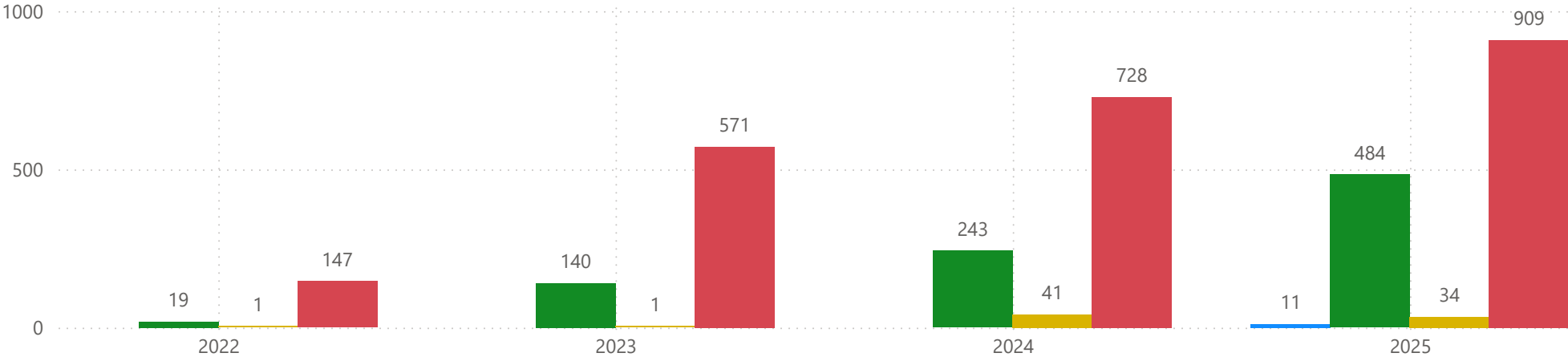


Proactivity

Call Type	<u>Week To Date</u>			<u>Past 28 Days</u>			<u>Year-to-Date</u>			<u>2 Year</u>
	2025	2024	% Change	2025	2024	% Change	2025	2024	% Change	% Change
Bike Patrol	6	0		6	0		11	0		
Directed Patrol	24	6	300.0%	113	72	56.9%	484	243	99.2%	233.8%
Foot Patrol	2	0		3	7	-57.1%	34	41	-17.1%	3300.0%
Traffic Stop	38	19	100.0%	134	150	-10.7%	909	728	24.9%	54.9%
Total	70	25	180.0%	256	229	11.8%	1438	1012	42.1%	96.2%

Year-to-Date Proactivity

Call Type ● Bike Patrol ● Directed Patrol ● Foot Patrol ● Traffic Stop



The presented figures are provisional and may be subject to subsequent review and adjustment.

All ▾

All ▾